

CLIENT INFORMATION	
Send Report To:	
PROJECT NAME: <small>(Additional information)</small>	
Phone:	Fax:
REPORT EMAIL: <small>(Write Clearly)</small>	
BILLING EMAIL: <small>(Write Clearly)</small>	
Bill To:	<input type="checkbox"/> Same as Report

SAMPLE INFORMATION		
Date Collected: <small>(mm/dd/yy)</small>	Time Collected: <small>(24:00)</small>	Bottle Number:
Collected By:		
Specific Location: <small>(Kitchen faucet, pumphouse...)</small>		
<input type="checkbox"/> Untreated	Chlorine Residual:	<input type="checkbox"/> Total
<input type="checkbox"/> Treated		<input type="checkbox"/> Free

DRINKING WATER (DEFAULT METHOD: PRESENCE / ABSENCE)	
<input type="checkbox"/> Compliance:	State Regulations for Public Water Systems Results will be sent to you and the State.
<input type="checkbox"/> Investigative:	Building Permit, Repairs, Personal
<input type="checkbox"/> Request Special Method:	

RAW WATER (DEFAULT METHOD: MPN FECAL COLIFORM)	
<input type="checkbox"/> Compliance:	Raw Source Number: S ___
<input type="checkbox"/> Investigative	<input type="checkbox"/> Surface Water
<input type="checkbox"/> Request Special Method:	
<input type="checkbox"/> Triggered	<input type="checkbox"/> Assessment

PUBLIC WATER SYSTEM ONLY (FILL OUT COMPLETELY)		
System ID #:	County:	Group: <input type="checkbox"/> A <input type="checkbox"/> B
System Name:		
Repeat Sample:	Original Lab #:	Original Date:
Remarks:		

800-755-9295
www.EdgeAnalytical.com

For Laboratory Use Only		
Batch ID	Reference#	Lab#

SAMPLING INSTRUCTIONS



Visit our website www.EdgeAnalytical.com or follow the QR code to view an instructional video on taking your bacteria sample. Or call us at **800-755-9295**.

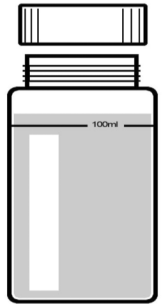
SAMPLING BOTTLE:

The bottle you will need for sampling is a 125mL bottle. This bottle is sterile! Avoid opening it until needed. Handle with the greatest of care to avoid contaminating your sample. The bottle contains a white pellet or fine powder; this is normal and is a chemical used to neutralize excess chlorine in the sample.

Hold cap in hand while filling. Do not touch the inside of the cap or bottle.

Sample Must be at 100ml or slightly above.

Air space is essential. Pour out excess before replacing cap.



COLLECTING PROCEDURE:

- 1) Collect sample from a non swivel household faucet in regular use. Avoid outside faucets to minimize environmental contamination.
- 2) See figure 1 below for tap or spigot samples.
- 3) See figure 2 below for Pond / Reservoirs / Swimming Pool, or River.
- 4) Do not sample hot water
- 5) Avoid sampling through hoses.
- 6) Remove any screens, filters or aerator devices from your faucet and allow the water to run for several minutes.
- 7) Direct well samples: Pump out 5 to 25 pails before taking sample.

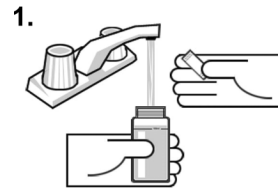


Figure 1 - From Tap: Hold cap in one hand while filling the sample bottle with the other.

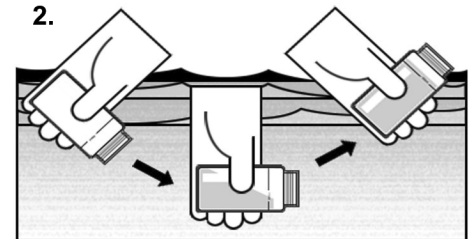


Figure 2 - From Pond/Reservoir/Swimming Pool or River: Hold cap in free hand while filling. Move bottle with a continuous forward sweeping motion. Avoid large debris if possible.

Please Read Carefully to Avoid Unsuitable Samples:

- For drinking water bring your samples in within **24 hours** of sampling.
- For surface water bring your samples in within **8 hours** of sampling.
- If sampling after chlorine disinfection, make sure the system has been thoroughly flushed and water does not smell of chlorine.
- Sample bottles will often have plastic or paper seals on the cap; carefully remove this seal without touching the insides of the container.

Find a drop off location near you.

Visit our website at www.EdgeAnalytical.com or use the QR codes below to go directly to the page you need. Or call us at: **800-755-9295**

WA Drop Off Locations



OR Drop Off Locations



Corporate Lab:
1620 S. Walnut St.
Burlington, WA 98233

Microbiology Lab:
805 W. Orchard Dr., Suite 4
Bellingham, WA 98225

Portland Lab:
9725 SW Commerce Circle,
Suite A2
Wilsonville, OR 97070

Corvallis Lab:
1100 NE Circle Blvd.
Suite 130
Corvallis, OR 97330

Bend Lab:
20332 Empire Ave.
Suite F4
Bend, OR 97703